



AWELE EMILI PORTFOLIO

ILLUSTRATOR . ANIMATOR



ILLUSTRATION PROCESS

CASE STUDY


1- CONCEPTUALIZATION AND SKETCH



2- CONCEPTUALIZATION AND SKETCH




3- COLOURING



4- FINAL DESIGN WITH LETTERING AND SHADING

FACEBOOK AFRICA

CASE STUDY Book Illustration



WORLD BANK GROUP

CASE STUDY Poster Design

Data For Governance

An 8 day geospatial data visualization hackaton to accelerate the utilization of data for good governance.



February 17th - 28th

Register here bit.ly/data4governance

Sponsored by:  Implemented by: 

Data For Governance

An 8 day geospatial data visualization hackaton to accelerate the utilization of data for good governance.



February 17th - 28th

Register here bit.ly/data4governance

Sponsored by:  Implemented by: 

Data For Governance

A 3-Day data visualization hackathon to accelerate the utilization of data for strengthening accountability and for improved service delivery.



February 17th - 19th

Register here bit.ly/data4governance

Sponsored by:  Implemented by: 

OTHER PROJECTS


CASE STUDY

Comic Illustration

Ad illustration

character Design

Biomedical Illustration



ANIMATION PROCESS

In the case for Animation, after characters, backgrounds, and other assets associated with the final animation is designed, illustrated and finalized, they're imported to the animation software for 2D rigging.

In some scenes, the frame by frame animation technique is used when required to convey the message properly.

Below is a direct link to my online animation portfolio:

www.aweileemili.com/animation



Email

Info@aweileemili.com



Phone

+2347050373689



LinkedIn

Awele Emili



Instagram

Instagram.com/aweileemili



Twitter

twitter.com/aweileemili



Portfolio

www.aweileemili.com